



VIDEO SURVEILLANCE

GLOBAL TRENDS, ESTIMATES AND FORECASTS, 2013-2019


PRICE: US\$4980

TABLES/CHARTS: 361

NO. OF PAGES: 567

REPORT CODE: ARMMR209

PUBLICATION: JUNE 2015



VIDEO SURVEILLANCE

GLOBAL TRENDS, ESTIMATES AND FORECASTS, 2013-2019

VIDEO SURVEILLANCE - SEGMENTATION

➤ SEGMENT

- **PHYSICAL COMPONENT/HARDWARE**
 - **ANALOG VIDEO SURVEILLANCE**
 - CCTV Cameras
 - Digital Video Recorder (DVR)
 - Monitors
 - **IP VIDEO SURVEILLANCE**
 - Internet Protocol (IP) Cameras
 - Servers
 - Network Video Recorder (NVR)
 - **SEMICONDUCTORS** (IMAGE SENSORS, VIDEO CODECS, MEMORY FOR STORAGE AND PROCESSORS, NETWORK AND CONNECTIVITY INTERFACES AND ANALOGUE INTERFACE AND POWER MANAGEMENT.)
 - **OTHER** (IP WIRELESS ACCESS POINTS, HOUSING & MOUNTS AND ACCESSORIES, ETC..)
- **TECHNOLOGY/SOFTWARE**
 - **IP VIDEO SOFTWARE**
 - **SYSTEM MANAGEMENT SOFTWARE**
 - **VIDEO CONTENT ANALYTICS (VCA)**
 - **CLOUD BASED SOFTWARE**
- **SERVICES***
 - **OFF-SITE AS A SERVICE**
 - **ON-SITE AS A SERVICE**
 - **HARDWARE AS A SERVICE**

* Includes: Video Surveillance As A Service (VSAAS)

VIDEO SURVEILLANCE

GLOBAL TRENDS, ESTIMATES AND FORECASTS, 2013-2019

➤ END-USER

- **TRANSPORTATION** (AIRPORTS, TRAIN STATIONS, PORTS, BUS TERMINALS)
- **GOVERNMENT** (OFFICE BUILDINGS, PUBLIC SAFETY AND SECURITY, PRISONS & MILITARY)
- **RETAIL** (SHOPPING MALLS, BUSINESS CENTERS, PARKING BASEMENTS, ENTERTAINMENT)
- **FINANCIAL** (BANKS, ATM CENTERS)
- **EDUCATION** (SCHOOLS, UNIVERSITY CAMPUSES, ETC.,)
- **INDUSTRIAL** (COMMUNICATION, UTILITY PLANTS, OIL AND GAS PLANTS, MINING AREAS, SMALL AND MEDIUM SIZED BUSINESS (SMBs))
- **OTHER** (HIGHWAYS, STREETS, BRIDGES, STADIUMS, HOSPITALITY, RESIDENTIAL, WARE HOUSES, ETC.,)

VIDEO SURVEILLANCE - GLOBAL MARKET WATCH, 2013-2019

Primarily supported by sub-types; Analog Video Surveillance & IP Video Surveillance the Physical Components industry market is worth US\$21.4 billion by 2016, growing at a CAGR of 23.57% for the analysis period 2013-2019 respectively.

Globally, Video Surveillance in Technology market in The Americas region accounts for highest percentage approximately 39.6% (2016) of global share while Europe follows next with nearly 25.9% (2019) of the market. Asia-Pacific is the fastest growing region with a CAGR of 33.78% driving a market value of US\$3.6 billion by 2019.

“Getting the Most from Our Research Analysis”

On a global scale, projections for Video Surveillance in end-user for Transportation sector market share indicate nearly 35.5% by 2019, leaving the rest of the market to the Financial, Retail, Education, Industrial, Government and Other sectors.

GEOGRAPHIC COVERAGE

The region-wise distribution of the market consists of **The Americas, Europe, Asia-Pacific and Rest of World** with **16** countries, analyzed individually as follows:

THE AMERICAS	USA, CANADA, BRAZIL AND REST OF THE AMERICAS
EUROPE	GERMANY, FRANCE, UNITED KINGDOM, SPAIN, THE NETHERLANDS, RUSSIA AND REST OF EUROPE
ASIA-PACIFIC	JAPAN, CHINA, INDIA, SOUTH KOREA, TAIWAN AND REST OF ASIA-PACIFIC
REST OF WORLD	AFRICA AND MIDDLE EAST

VIDEO SURVEILLANCE

GLOBAL TRENDS, ESTIMATES AND FORECASTS, 2013-2019

REPORT FOCUS

The report 'Video Surveillance - Global Trends, Estimates and Forecasts, 2013-2019' reviews the latest trends in video surveillance with a perceptive attempt to disclose the near-future growth prospects. An in-depth analysis on a geographic basis provides strategic business intelligence for information technology sector investments. The study reveals profitable investment strategies for market start-ups, IT companies, Contract/Clinical/Commercial Organizations, government/academic organizations, consulting firms and many more in preferred locations. The report primarily focuses on:

The report focuses on the current market trends, estimates and forecasts for the period 2013-2019. More than **550** market players are identified in video surveillance industry out of which **26** key companies that project improved market activities in the near future are profiled. The report consists of **361** data charts describing the market shares, sales forecasts and growth prospects. Moreover, key strategic activities in the market including mergers/acquisitions, collaborations/partnerships, product launches/developments are discussed.

*“Learn High Potential Market Dynamics
for Strategic Business Planning”*

The market growth rate in the major economies such as the U.S., Japan, China etc. are estimated individually.

Estimates are based on online surveys using customized questionnaires by our research team. Besides information from government databases, company websites, press releases & published research reports are also used for estimates.

KEY COMPANIES PROFILED

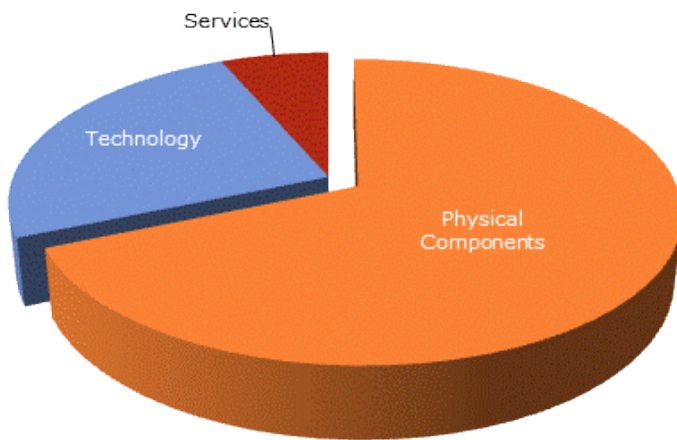
4XEM CORPORATION (CANADA), AVIGILON CORPORATION (CANADA), GENETEC (CANADA), ARECONT VISION (USA), CISCO (USA), EXACQ TECHNOLOGIES, INC. (USA), KINTRONICS (USA), SMARTVUE CORPORATION (USA), STARDOT TECHNOLOGIES (USA), VADDIO (USA), WEBCAM CORP. (USA), MOBOTIX AG (GERMANY), AXIS COMMUNICATIONS (SWEDEN), MILESTONE SYSTEMS (DENMARK), LOGITECH (SWITZERLAND), BAXALL LIMITED (UK), HANGZHOU HIKVISION DIGITAL TECHNOLOGY (CHINA), SONY CORPORATION (JAPAN), WEBGATE INC. (SOUTH KOREA), D-LINK CORPORATION (TAIWAN), GEOVISION, INC. (TAIWAN), QNAP SYSTEMS, INC. (TAIWAN), YOKO TECHNOLOGY (TAIWAN) and many more...

VIDEO SURVEILLANCE

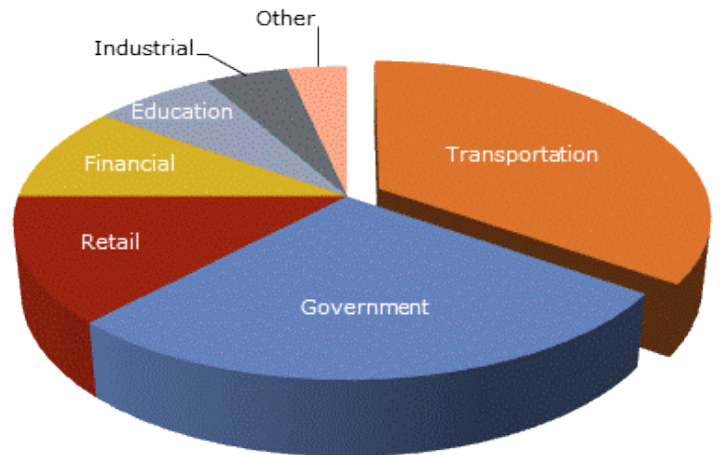
GLOBAL TRENDS, ESTIMATES AND FORECASTS, 2013-2019

GLOBAL VIDEO SURVEILLANCE - MARKET SHARE BY SEGMENT AND END-USER - 2017-%

SEGMENT



END-USER



[TO PURCHASE THIS REPORT, FOLLOW BELOW LINK:](#)

[Video Surveillance - Global Trends, Estimates and Forecasts, 2013-2019](#)